

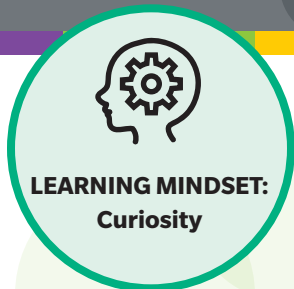


Scope and Sequence of Skill Instruction

GRADE K

Curious About Kindergarten

ESSENTIAL QUESTION What will I discover in kindergarten?



WEEK 1

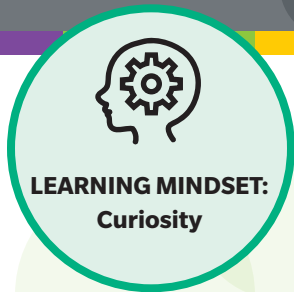
WEEK 2

BUILD KNOWLEDGE AND LANGUAGE	READING AND VOCABULARY	FOUNDATIONAL SKILLS	WRITING WORKSHOP
<p>Get Curious Video <i>The First Day</i></p> <p>Active Listening and Viewing</p> <ul style="list-style-type: none"> Discuss the Topic <p>Oral Language</p> <ul style="list-style-type: none"> Topic Words: <i>discover, dream, partners</i> 	<p>Read Aloud Book <i>Keisha Ann Can!</i> by Daniel Kirk GENRE: Fiction</p> <p>Big Book <i>School Day!</i> by Jesús Cervantes GENRE: Fiction</p> <p>Oral Language</p> <ul style="list-style-type: none"> Academic Vocabulary: <i>plan, polite, share</i> Review Topic Words: <i>discover, dream, partners</i> <p>Comprehension</p> <ul style="list-style-type: none"> Identify Story Elements Match Pictures to Text <p>Print Concepts</p> <ul style="list-style-type: none"> Book Orientation <p>Response to Text</p> <ul style="list-style-type: none"> Make Connections 	<p>Phonological Awareness</p> <ul style="list-style-type: none"> Identify Words in Sentences Identify Rhymes <p>Alphabet Knowledge</p> <ul style="list-style-type: none"> Introduce and Sing the Alphabet Song Name Discovery Identify and Form Letters <i>Aa-Ff</i> <p>High-Frequency Words</p> <ul style="list-style-type: none"> Non-decodable: <i>the</i> <p>Predecodable Text: Start Right Reader</p> <ul style="list-style-type: none"> <i>Aa-Bb</i> <i>Cc-Ff</i> 	<p>Opinion Writing</p> <ul style="list-style-type: none"> Introduce Opinion Writing Analyze a Mentor Text: <i>Annie, Bea, and Chi Chi Delores</i> by Donna Maurer Opinion and Reasons <p>Grammar</p> <ul style="list-style-type: none"> Proper Nouns Common Nouns Capitalization <p>Interactive Writing</p> <ul style="list-style-type: none"> Plan and Organize an Opinion Piece Draft an Opinion Piece Revise and Edit an Opinion Piece
<p>INQUIRY AND RESEARCH PROJECT</p> <p>Launch the Project All About Kindergarten</p>			
<p>ENGLISH LANGUAGE DEVELOPMENT</p> <p>Language Function</p> <ul style="list-style-type: none"> Ask for Assistance 			

BUILD KNOWLEDGE AND LANGUAGE	READING AND VOCABULARY	FOUNDATIONAL SKILLS	WRITING WORKSHOP
<p>Social Communication</p> <ul style="list-style-type: none"> Introductions <p>Word Meaning</p> <ul style="list-style-type: none"> Meaning Clues 	<p>Read Aloud Book <i>A Squiggly Story</i> by Andrew Larsen GENRE: Fiction</p> <p>Big Book <i>One Happy Classroom</i> by Charnan Simon GENRE: Fiction</p> <p>Oral Language</p> <ul style="list-style-type: none"> Academic Vocabulary: <i>idea, offer, stuck</i> <p>Comprehension</p> <ul style="list-style-type: none"> Genre Characteristics: Fiction Identify Story Elements Plot: Beginning, Middle, End Match Pictures to Text <p>Print Concepts</p> <ul style="list-style-type: none"> Book Orientation <p>Response to Text</p> <ul style="list-style-type: none"> Make Connections <p>Word Meaning</p> <ul style="list-style-type: none"> Meaning Clues 	<p>Phonological Awareness</p> <ul style="list-style-type: none"> Identify Words in Sentences Identify Rhymes <p>Alphabet Knowledge</p> <ul style="list-style-type: none"> Identify and Form Letters <i>Gg-Pp</i> Sing the Alphabet Song <p>High-Frequency Words</p> <ul style="list-style-type: none"> Non-decodable: <i>a</i> <p>Predecodable Text: Start Right Reader</p> <ul style="list-style-type: none"> <i>Gg-Kk</i> <i>Ll-Pp</i> 	<p>Opinion Writing</p> <ul style="list-style-type: none"> Features of Opinion Writing Revision Focus: Add Reasons <p>Grammar</p> <ul style="list-style-type: none"> Edit for Nouns <p>Text Features</p> <ul style="list-style-type: none"> Titles <p>Independent Writing</p> <ul style="list-style-type: none"> Plan an Opinion Piece Organize an Opinion Piece Draft an Opinion Piece Revise and Edit an Opinion Piece Publish Opinion Writing
<p>INQUIRY AND RESEARCH PROJECT</p> <p>Research and Plan All About Kindergarten</p>			
<p>ENGLISH LANGUAGE DEVELOPMENT</p> <p>Language Function</p> <ul style="list-style-type: none"> Ask for Assistance 			

Curious About Kindergarten

ESSENTIAL QUESTION What will I discover in kindergarten?



WEEK 3

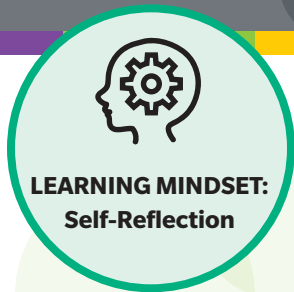
BUILD KNOWLEDGE AND LANGUAGE	READING AND VOCABULARY	FOUNDATIONAL SKILLS	WRITING WORKSHOP
<p>Social Communication</p> <ul style="list-style-type: none"> Greetings <p>Word Meaning</p> <ul style="list-style-type: none"> Meaning Clues 	<p>Read Aloud Book <i>Kindergarten Kids</i> by Stephanie Calmenson GENRE: Poetry</p> <p>Big Book <i>School Bus</i> by Donald Crews GENRE: Fiction</p> <p>Oral Language</p> <ul style="list-style-type: none"> Academic Vocabulary: <i>clue, mistake, puzzled</i> <p>Comprehension</p> <ul style="list-style-type: none"> Genre Characteristics: Poetry Monitor Comprehension Discuss Rhythm and Rhyme Identify Story Elements Use Picture Clues <p>Print Concepts</p> <ul style="list-style-type: none"> Book Parts <p>Response to Text</p> <ul style="list-style-type: none"> Make Connections <p>Word Meaning</p> <ul style="list-style-type: none"> Meaning Clues 	<p>Phonological Awareness</p> <ul style="list-style-type: none"> Identify Rhymes Identify Syllables <p>Alphabet Knowledge</p> <ul style="list-style-type: none"> Identify and Form Letters Qq–Zz Sing the Alphabet Song <p>High-Frequency Words</p> <ul style="list-style-type: none"> Non-decodable: <i>see</i> <p>Predecodable Text: Start Right Reader</p> <ul style="list-style-type: none"> Qq–Uu Vv–Zz 	<p>Opinion Writing</p> <ul style="list-style-type: none"> Identify Topics Choose a Topic Supporting Reasons <p>Grammar</p> <ul style="list-style-type: none"> Singular Present-Tense Verbs Plural Present-Tense Verbs <p>Interactive Writing</p> <ul style="list-style-type: none"> Plan an Opinion Piece Organize an Opinion Piece Draft an Opinion Piece Revise and Edit an Opinion Piece Publish Opinion Writing
INQUIRY AND RESEARCH PROJECT			
<p>Take Action All About Kindergarten</p>			
ENGLISH LANGUAGE DEVELOPMENT			
<p>Language Function</p> <ul style="list-style-type: none"> Express Likes and Dislikes 			

WEEK 4

BUILD KNOWLEDGE AND LANGUAGE	READING AND VOCABULARY	FOUNDATIONAL SKILLS	WRITING WORKSHOP
<p>Listening and Speaking</p> <ul style="list-style-type: none"> Following Directions <p>Word Meaning</p> <ul style="list-style-type: none"> Meaning Clues <p>Wrap-Up Video <i>Kindness Matters</i></p> <p>Connect and Reflect</p> <ul style="list-style-type: none"> Identify Media Characteristics Make Connections Synthesize Information 	<p>Read Aloud Book <i>Schools Around the World</i> by Clare Lewis GENRE: Informational Text</p> <p>Big Book <i>Annie, Bea, and Chi Chi Dolores</i> by Donna Maurer GENRE: Fiction</p> <p>Oral Language</p> <ul style="list-style-type: none"> Academic Vocabulary: <i>city, country, map</i> <p>Comprehension</p> <ul style="list-style-type: none"> Genre Characteristics: Informational Texts Monitor Comprehension Identify Central Idea Identify Story Elements Use Picture Clues <p>Print Concepts</p> <ul style="list-style-type: none"> Book Parts <p>Response to Text</p> <ul style="list-style-type: none"> Make Connections <p>Word Meaning</p> <ul style="list-style-type: none"> Meaning Clues 	<p>Phonological Awareness</p> <ul style="list-style-type: none"> Identify Syllables Group Words by Initial Sounds Blend Syllables into Words <p>Alphabet Knowledge</p> <ul style="list-style-type: none"> Review and Identify Letters <p>Phonics</p> <ul style="list-style-type: none"> Consonants <i>m /m/</i> and <i>s /s/</i> <p>High-Frequency Words</p> <ul style="list-style-type: none"> Non-decodable: <i>l</i> <p>Predecodable Text: Start Right Reader</p> <ul style="list-style-type: none"> Mm Ss 	<p>Opinion Writing</p> <ul style="list-style-type: none"> Features of Opinion Writing Revision Focus: Add Reasons <p>Grammar</p> <ul style="list-style-type: none"> Edit for Nouns <p>Text Features</p> <ul style="list-style-type: none"> Cover Elements <p>Independent Writing</p> <ul style="list-style-type: none"> Plan an Opinion Piece Organize an Opinion Piece Draft an Opinion Piece Revise and Edit an Opinion Piece Publish Opinion Writing
INQUIRY AND RESEARCH PROJECT			
<p>Reflect and Celebrate All About Kindergarten</p>			
ENGLISH LANGUAGE DEVELOPMENT			
<p>Language Function</p> <ul style="list-style-type: none"> Express Likes and Dislikes 			

There's Only One Me!

ESSENTIAL QUESTION What makes each of us special?



WEEK 1

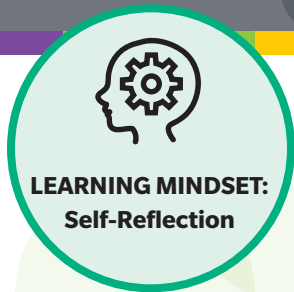
BUILD KNOWLEDGE AND LANGUAGE	READING AND VOCABULARY	FOUNDATIONAL SKILLS	WRITING WORKSHOP
<p>Get Curious Video <i>You and Me</i></p> <p>Active Listening and Viewing</p> <ul style="list-style-type: none"> Discuss the Topic <p>Oral Language</p> <ul style="list-style-type: none"> Topic Words: <i>celebrate, different, special</i> 	<p>Read Aloud Book <i>Thunder Boy Jr.</i> by Sherman Alexie GENRE: Fiction</p> <p>Big Book <i>Being Different Rocks!</i> by Judith Bauer Stamper GENRE: Persuasive Text</p> <p>Oral Language</p> <ul style="list-style-type: none"> Academic Vocabulary: <i>dream, exactly, normal</i> Review Topic Words: <i>celebrate, different, special</i> <p>Comprehension</p> <ul style="list-style-type: none"> Identify Story Elements Monitor Comprehension Plot: Problem and Solution Genre Characteristics: Persuasive Texts Identify Opinion and Reasons <p>Print Concepts</p> <ul style="list-style-type: none"> Directionality <p>Response to Text</p> <ul style="list-style-type: none"> Make Connections 	<p>Phonological Awareness</p> <ul style="list-style-type: none"> Identify Syllables Identify Final Sounds Segment Syllables <p>Alphabet Knowledge</p> <ul style="list-style-type: none"> Review Letters <p>Phonics</p> <ul style="list-style-type: none"> Consonants <i>t /t/</i> and <i>b /b/</i> <p>High-Frequency Words</p> <ul style="list-style-type: none"> Non-decodable: <i>by, my, to</i> <p>Predecodable Text: Start Right Reader</p> <ul style="list-style-type: none"> <i>Tt</i> <i>Bb</i> 	<p>Narrative Writing</p> <ul style="list-style-type: none"> Introduce Narrative Writing Analyze a Mentor Text: <i>Thunder Boy Jr.</i> by Sherman Alexie Characters and Setting Order of Events <p>Grammar</p> <ul style="list-style-type: none"> Past-Tense Verbs with <i>-ed</i> Irregular Past-Tense Verbs <p>Interactive Writing</p> <ul style="list-style-type: none"> Plan and Organize a Narrative Draft a Narrative Revise and Edit a Narrative
INQUIRY AND RESEARCH PROJECT			
<p>Launch the Project <i>Who Am I? Flap Book</i></p>			
ENGLISH LANGUAGE DEVELOPMENT			
<p>Language Function</p> <ul style="list-style-type: none"> Analyze 			

WEEK 2

BUILD KNOWLEDGE AND LANGUAGE	READING AND VOCABULARY	FOUNDATIONAL SKILLS	WRITING WORKSHOP
<p>Social Communication</p> <ul style="list-style-type: none"> Asking for Help <p>Word Relationships</p> <ul style="list-style-type: none"> Synonyms and Antonyms 	<p>Read Aloud Book <i>I Like Myself!</i> by Karen Beaumont GENRE: Fiction</p> <p>Big Book <i>ABC I Like Me!</i> by Nancy Carlson GENRE: Informational Text</p> <p>Oral Language</p> <ul style="list-style-type: none"> Academic Vocabulary: <i>bother, change, same</i> <p>Comprehension</p> <ul style="list-style-type: none"> Discuss Author and Illustrator Roles Identify Story Elements Monitor Comprehension Identify Topic and Theme Identify Topic and Central Idea <p>Print Concepts</p> <ul style="list-style-type: none"> Concept of a Word <p>Response to Text</p> <ul style="list-style-type: none"> Make Connections <p>Word Relationships</p> <ul style="list-style-type: none"> Synonyms and Antonyms 	<p>Phonological Awareness</p> <ul style="list-style-type: none"> Blend Syllables into Multisyllabic Words Identify Medial Vowel Sounds Blend Phonemes into Words Segment Syllables <p>Phonics</p> <ul style="list-style-type: none"> Short <i>a</i> and Long <i>a</i> <p>Spelling</p> <ul style="list-style-type: none"> Build Words with Short <i>a</i> <p>High-Frequency Words</p> <ul style="list-style-type: none"> Decodable: <i>am, at</i> Non-decodable: <i>go</i> <p>Predecodable Text: Start Right Reader</p> <ul style="list-style-type: none"> <i>Sam</i> <i>At Bat</i> 	<p>Narrative Writing</p> <ul style="list-style-type: none"> Features of Narrative Writing Revision Focus: Add Characters and Setting Details <p>Grammar</p> <ul style="list-style-type: none"> Edit for Past-Tense Verbs <p>Text Features</p> <ul style="list-style-type: none"> Author's Name <p>Independent Writing</p> <ul style="list-style-type: none"> Plan a Narrative Organize a Narrative Draft a Narrative Revise and Edit a Narrative Publish Narrative Writing
INQUIRY AND RESEARCH PROJECT			
<p>Research and Plan <i>Who Am I? Flap Book</i></p>			
ENGLISH LANGUAGE DEVELOPMENT			
<p>Language Function</p> <ul style="list-style-type: none"> Analyze 			

There's Only One Me!

ESSENTIAL QUESTION What makes each of us special?



WEEK 3

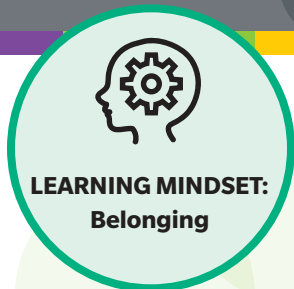
BUILD KNOWLEDGE AND LANGUAGE	READING AND VOCABULARY	FOUNDATIONAL SKILLS	WRITING WORKSHOP
<p>Social Communication</p> <ul style="list-style-type: none"> Expressing Needs and Wants <p>Word Relationships</p> <ul style="list-style-type: none"> Synonyms and Antonyms 	<p>Read Aloud Book <i>Naked Mole Rat Gets Dressed</i> by Mo Willems GENRE: Fiction</p> <p>Big Book <i>Pete the Cat: Too Cool for School</i> by Kimberly and James Dean GENRE: Fiction</p> <p>Oral Language</p> <ul style="list-style-type: none"> Academic Vocabulary: <i>exception, serious, wise</i> <p>Comprehension</p> <ul style="list-style-type: none"> Discuss Author and Illustrator Roles Identify Story Elements Monitor Comprehension Plot: Problem and Solution <p>Print Concepts</p> <ul style="list-style-type: none"> Concept of a Sentence <p>Response to Text</p> <ul style="list-style-type: none"> Make Connections <p>Word Relationships</p> <ul style="list-style-type: none"> Synonyms and Antonyms 	<p>Phonological Awareness</p> <ul style="list-style-type: none"> Identify Rhymes Identify Initial Sounds Produce Rhymes <p>Phonics</p> <ul style="list-style-type: none"> Consonants <i>n /n/</i> and <i>d /d/</i> <p>Spelling</p> <ul style="list-style-type: none"> Build Words with <i>n /n/</i> and <i>d /d/</i> Spell Words with <i>n /n/</i> and <i>d /d/</i> <p>High-Frequency Words</p> <ul style="list-style-type: none"> Decodable: <i>man</i> Partially Decodable: <i>no</i> Non-decodable: <i>is</i> <p>Predecodable Text: Start Right Reader</p> <ul style="list-style-type: none"> <i>Tad</i> <i>Go, Tad</i> 	<p>Narrative Writing</p> <ul style="list-style-type: none"> Add Character Details Add Setting Details <p>Grammar</p> <ul style="list-style-type: none"> Adjectives for Color, Size, and Feelings <p>Interactive Writing</p> <ul style="list-style-type: none"> Plan a Narrative Organize a Narrative Draft a Narrative Revise and Edit a Narrative Publish Narrative Writing
INQUIRY AND RESEARCH PROJECT			
<p>Take Action Who Am I? Flap Book</p>			
ENGLISH LANGUAGE DEVELOPMENT			
<p>Language Function</p> <ul style="list-style-type: none"> Describe 			

WEEK 4

BUILD KNOWLEDGE AND LANGUAGE	READING AND VOCABULARY	FOUNDATIONAL SKILLS	WRITING WORKSHOP
<p>Listening and Speaking</p> <ul style="list-style-type: none"> Following Directions <p>Word Relationships</p> <ul style="list-style-type: none"> Synonyms and Antonyms <p>Wrap-Up Video <i>One of a Kind</i></p> <p>Connect and Reflect</p> <ul style="list-style-type: none"> Identify Media Characteristics Make Connections Synthesize Information 	<p>Read Aloud Book <i>Tiny Rabbit's Big Wish</i> by Margarita Engle GENRE: Fable</p> <p>Big Book <i>My Friends</i> by Taro Gomi GENRE: Fiction</p> <p>Oral Language</p> <ul style="list-style-type: none"> Academic Vocabulary: <i>enormous, height, wish</i> <p>Comprehension</p> <ul style="list-style-type: none"> Genre Characteristics: Fables Identify Story Elements Monitor Comprehension Identify Topic and Theme <p>Print Concepts</p> <ul style="list-style-type: none"> One-to-One Correspondence <p>Response to Text</p> <ul style="list-style-type: none"> Make Connections <p>Word Relationships</p> <ul style="list-style-type: none"> Synonyms and Antonyms 	<p>Phonological Awareness</p> <ul style="list-style-type: none"> Blend Syllables into Words Identify Initial and Final Sounds Blend Onset and Rime into Words <p>Phonics</p> <ul style="list-style-type: none"> Consonants <i>c/k/</i> and <i>p /p/</i> <p>Spelling</p> <ul style="list-style-type: none"> Build Words with <i>c/k/</i> and <i>p /p/</i> Spell Words with <i>c/k/</i> and <i>p /p/</i> <p>High-Frequency Words</p> <ul style="list-style-type: none"> Decodable: <i>can</i> Partially Decodable: <i>and</i> Non-decodable: <i>you</i> <p>Predecodable Text: Start Right Reader</p> <ul style="list-style-type: none"> <i>See the Cat Nap</i> <i>Mac the Cat</i> 	<p>Narrative Writing</p> <ul style="list-style-type: none"> Features of Narrative Writing Revision Focus: Add Character and Setting Details <p>Grammar</p> <ul style="list-style-type: none"> Edit for Adjectives and Articles <p>Text Features</p> <ul style="list-style-type: none"> Dedication Pages <p>Independent Writing</p> <ul style="list-style-type: none"> Plan a Narrative Organize a Narrative Draft a Narrative Revise and Edit a Narrative Publish Narrative Writing
INQUIRY AND RESEARCH PROJECT			
<p>Reflect and Celebrate Who Am I? Flap Book</p>			
ENGLISH LANGUAGE DEVELOPMENT			
<p>Language Function</p> <ul style="list-style-type: none"> Describe 			

My Community Heroes

ESSENTIAL QUESTION What makes a community?



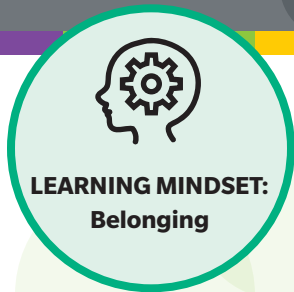
WEEK 1

WEEK 2

	BUILD KNOWLEDGE AND LANGUAGE	READING AND VOCABULARY	FOUNDATIONAL SKILLS	WRITING WORKSHOP	
WEEK 1	<p>Get Curious Video <i>The Playground</i></p> <p>Active Listening and Viewing</p> <ul style="list-style-type: none"> Discuss the Topic <p>Oral Language</p> <ul style="list-style-type: none"> Topic Words: <i>community, location, neighbor</i> 	<p>Read Aloud Book <i>Places in My Community</i> by Bobbie Kalman GENRE: Informational Text</p> <p>Big Book <i>Map My Neighborhood</i> by Jennifer Boothroyd GENRE: Informational Text</p> <p>Oral Language</p> <ul style="list-style-type: none"> Academic Vocabulary: <i>earn, safe, together</i> Review Topic Words: <i>community, location, neighbor</i> <p>Comprehension</p> <ul style="list-style-type: none"> Genre Characteristics: Informational Texts Identify Topic, Central Idea, and Key Details Give a Summary <p>Print Concepts</p> <ul style="list-style-type: none"> Concept of a Word <p>Response to Text</p> <ul style="list-style-type: none"> Make Connections 		<p>Phonological Awareness</p> <ul style="list-style-type: none"> Identify Rhymes Identify Medial Vowel Sounds Blend Phonemes into Words <p>Phonics</p> <ul style="list-style-type: none"> Short <i>i</i> and Long <i>i</i> <p>Spelling</p> <ul style="list-style-type: none"> Build Words with Short <i>i</i> Spell Words with Short <i>i</i> <p>High-Frequency Words</p> <ul style="list-style-type: none"> Decodable: <i>an, it</i> Partially Decodable: <i>has</i> <p>Decodable Text: Start Right Reader</p> <ul style="list-style-type: none"> <i>Sid</i> <i>Sid Bit It!</i> 	<p>Informational Text Writing</p> <ul style="list-style-type: none"> Introduce Informational Text Writing Analyze a Mentor Text: <i>Places in My Community</i> by Bobbie Kalman Central Idea and Key Details <p>Grammar</p> <ul style="list-style-type: none"> Nouns for Places and Things Articles Capitalization <p>Interactive Writing</p> <ul style="list-style-type: none"> Plan and Organize an Informational Text Draft an Informational Text Revise and Edit an Informational Text
WEEK 2	<p>Collaborative Discussion</p> <ul style="list-style-type: none"> Listen Actively <p>Word Relationships</p> <ul style="list-style-type: none"> Classify and Categorize 	<p>Read Aloud Book <i>Quinto's Neighborhood</i> by Ina Cumpiano GENRE: Fiction</p> <p>Big Book <i>ABC: The Alphabet from the Sky</i> by Benedikt Gross and Joey Lee GENRE: Informational Text</p> <p>Oral Language</p> <ul style="list-style-type: none"> Academic Vocabulary: <i>busy, help, neighborhood</i> <p>Comprehension</p> <ul style="list-style-type: none"> Make and Check Predictions Identify Story Elements Use Picture and Text Clues Identify Topic and Central Idea Identify Author's Purpose <p>Print Concepts</p> <ul style="list-style-type: none"> One-to-One Correspondence <p>Response to Text</p> <ul style="list-style-type: none"> Make Connections <p>Word Relationships</p> <ul style="list-style-type: none"> Classify and Categorize 		<p>Phonological Awareness</p> <ul style="list-style-type: none"> Identify Initial Sounds Isolate Initial Sounds Recognize Alliteration <p>Phonics</p> <ul style="list-style-type: none"> Consonants <i>r /r/</i> and <i>f /f/</i> <p>Spelling</p> <ul style="list-style-type: none"> Build Words with <i>r /r/</i> and <i>f /f/</i> Spell Words with <i>r /r/</i> and <i>f /f/</i> <p>High-Frequency Words</p> <ul style="list-style-type: none"> Decodable: <i>ran</i> Partially Decodable: <i>he, she</i> <p>Decodable Text: Start Right Reader</p> <ul style="list-style-type: none"> <i>Tab Ran!</i> <i>Can It Fit?</i> 	<p>Informational Text Writing</p> <ul style="list-style-type: none"> Features of Informational Text Writing Revision Focus: Add Key Details <p>Grammar</p> <ul style="list-style-type: none"> Edit for Capitalization <p>Text Features</p> <ul style="list-style-type: none"> Envelopes and Addresses <p>Independent Writing</p> <ul style="list-style-type: none"> Plan an Informational Text Organize an Informational Text Draft an Informational Text Revise and Edit an Informational Text Publish Informational Text Writing

My Community Heroes

ESSENTIAL QUESTION What makes a community?



WEEK 3

WEEK 4

	BUILD KNOWLEDGE AND LANGUAGE	READING AND VOCABULARY	FOUNDATIONAL SKILLS	WRITING WORKSHOP	
WEEK 3	<p>Collaborative Discussion</p> <ul style="list-style-type: none"> Respond in Complete Sentences <p>Word Relationships</p> <ul style="list-style-type: none"> Classify and Categorize 	<p>Read Aloud Book</p> <p><i>A Bucket of Blessings</i> by Kabir Sehgal and Surishtha Sehgal GENRE: Fable</p> <p>Big Book</p> <p><i>Bo and Peter</i> by Betsy Franco GENRE: Fiction</p> <p>Oral Language</p> <ul style="list-style-type: none"> Academic Vocabulary: <i>hope, wonderful, worried</i> <p>Comprehension</p> <ul style="list-style-type: none"> Genre Characteristics: Fables Identify Story Elements Retell a Story Identify Theme <p>Print Concepts</p> <ul style="list-style-type: none"> Concept of a Sentence <p>Response to Text</p> <ul style="list-style-type: none"> Make Connections <p>Word Relationships</p> <ul style="list-style-type: none"> Classify and Categorize 		<p>Phonological Awareness</p> <ul style="list-style-type: none"> Identify Final Sounds Isolate Final Sounds Produce Rhymes <p>Phonics</p> <ul style="list-style-type: none"> Inflection –s /s/ and –s /z/ (nouns) <p>Spelling</p> <ul style="list-style-type: none"> Build Words with Inflection –s Spell Words with Inflection –s <p>High-Frequency Words</p> <ul style="list-style-type: none"> Decodable: <i>did, in</i> Partially Decodable: <i>put</i> <p>Decodable Text: Start Right Reader</p> <ul style="list-style-type: none"> <i>Cans in Bins</i> <i>The Cap</i> 	<p>Informational Text Writing</p> <ul style="list-style-type: none"> Key Features of Lists Relevant Key Details <p>Grammar</p> <ul style="list-style-type: none"> Adjectives for Shape and Number Articles <p>Interactive Writing</p> <ul style="list-style-type: none"> Plan an Informational Text Organize an Informational Text Draft an Informational Text Revise and Edit an Informational Text Publish Informational Writing
	<p>INQUIRY AND RESEARCH PROJECT</p> <p>Take Action</p> <p>Build a Community</p>				
	<p>ENGLISH LANGUAGE DEVELOPMENT</p> <p>Language Function</p> <ul style="list-style-type: none"> Solve Problems 				
WEEK 4	<p>Collaborative Discussion</p> <ul style="list-style-type: none"> Respond in Complete Sentences <p>Word Relationships</p> <ul style="list-style-type: none"> Classify and Categorize <p>Wrap-Up Video</p> <p><i>Let's Go to Work</i></p> <p>Connect and Reflect</p> <ul style="list-style-type: none"> Identify Media Characteristics Make Connections Synthesize Information 	<p>Read Aloud Book</p> <p><i>A Piece of Home</i> by Jeri Watts GENRE: Fiction</p> <p>Big Book Poems</p> <p><i>Welcome</i> by Linda Kulp Trout <i>My Neighborhood and Homes</i> by Betsy Franco GENRE: Poetry</p> <p>Oral Language</p> <ul style="list-style-type: none"> Academic Vocabulary: <i>brave, expect, ordinary</i> <p>Comprehension</p> <ul style="list-style-type: none"> Make and Check Predictions Identify Story Elements Use Picture and Text Clues Describe Characters Discuss Rhyme and Rhythm <p>Print Concepts</p> <ul style="list-style-type: none"> One-to-One Correspondence <p>Response to Text</p> <ul style="list-style-type: none"> Make Connections <p>Word Relationships</p> <ul style="list-style-type: none"> Classify and Categorize 		<p>Phonological Awareness</p> <ul style="list-style-type: none"> Blend Onset and Rime into Words Isolate Final Sounds Segment Words into Onset and Rime <p>Phonics</p> <ul style="list-style-type: none"> Inflection –s (verbs) <p>Spelling</p> <ul style="list-style-type: none"> Build Words with Inflection –s Spell Words with Inflection –s <p>High-Frequency Words</p> <ul style="list-style-type: none"> Decodable: <i>sits</i> Partially Decodable: <i>me, with</i> <p>Decodable Text: Start Right Reader</p> <ul style="list-style-type: none"> <i>Nat and Mac</i> <i>Fit It!</i> 	<p>Informational Text Writing</p> <ul style="list-style-type: none"> Features of Informational Text Writing Revision Focus: Adding Key Details <p>Grammar</p> <ul style="list-style-type: none"> Edit for Adjectives and Articles <p>Text Features</p> <ul style="list-style-type: none"> Maps <p>Independent Writing</p> <ul style="list-style-type: none"> Plan an Informational Text Organize an Informational Text Draft an Informational Text Revise and Edit an Informational Text Publish Informational Text Writing
	<p>INQUIRY AND RESEARCH PROJECT</p> <p>Reflect and Celebrate</p> <p>Build a Community</p>				
	<p>ENGLISH LANGUAGE DEVELOPMENT</p> <p>Language Function</p> <ul style="list-style-type: none"> Solve Problems 				

Happy Healthy Me

ESSENTIAL QUESTION How can I be my healthiest me?



WEEK 1

WEEK 2

	BUILD KNOWLEDGE AND LANGUAGE	READING AND VOCABULARY	FOUNDATIONAL SKILLS	WRITING WORKSHOP	
WEEK 1	<p>Get Curious Video <i>Rise and Shine</i></p> <p>Active Listening and Viewing</p> <ul style="list-style-type: none"> Discuss the Topic <p>Oral Language</p> <ul style="list-style-type: none"> Topic Words: <i>energy, exercise, healthy</i> 	<p>Read Aloud Book <i>Being Fit</i> by Valerie Bodden GENRE: Informational Text</p> <p>Big Book <i>Germs Are Not for Sharing</i> by Elizabeth Verdick GENRE: Informational Text</p> <p>Oral Language</p> <ul style="list-style-type: none"> Academic Vocabulary: <i>active, stretch, weight</i> Review Topic Words: <i>energy, exercise, healthy</i> <p>Comprehension</p> <ul style="list-style-type: none"> Ask and Answer Questions Identify Topic, Central Idea, and Key Details Use Text Features <p>Print Concepts</p> <ul style="list-style-type: none"> Directionality <p>Response to Text</p> <ul style="list-style-type: none"> Make Connections 		<p>Phonological Awareness</p> <ul style="list-style-type: none"> Identify Initial Sounds Isolate Final Sounds Recognize Alliteration <p>Phonics</p> <ul style="list-style-type: none"> Consonants <i>g /g/</i> and <i>k /k/</i> <p>Spelling</p> <ul style="list-style-type: none"> Build Words with <i>g /g/</i> and <i>k /k/</i> Spell Words with <i>g /g/</i> and <i>k /k/</i> <p>Fluency</p> <ul style="list-style-type: none"> Accuracy and Self-Correction <p>High-Frequency Words</p> <ul style="list-style-type: none"> Decodable: <i>big</i> Partially Decodable: <i>good, his</i> Non-decodable: <i>very</i> <p>Decodable Text: Start Right Reader</p> <ul style="list-style-type: none"> <i>Big Bag</i> <i>Kip</i> 	<p>Research Writing</p> <ul style="list-style-type: none"> Introduce Research Writing Analyze a Mentor Text: <i>Being Fit</i> by Valerie Bodden Generate Questions <p>Grammar</p> <ul style="list-style-type: none"> Complete Sentences Proper Nouns Capitalization <p>Interactive Writing</p> <ul style="list-style-type: none"> Plan and Organize a Research Report Draft a Research Report Revise and Edit a Research Report
WEEK 2	<p>Collaborative Discussion</p> <ul style="list-style-type: none"> Listen Actively <p>Word Relationships</p> <ul style="list-style-type: none"> Shades of Meaning 	<p>Read Aloud Book <i>Get Up and Go!</i> by Nancy Carlson GENRE: Informational Text</p> <p>Big Book <i>Stretch</i> by Doreen Cronin GENRE: Fiction</p> <p>Oral Language</p> <ul style="list-style-type: none"> Academic Vocabulary: <i>muscles, relaxing, take care</i> <p>Comprehension</p> <ul style="list-style-type: none"> Ask and Answer Questions Identify Topic, Central Idea, and Key Details Use Text Features Identify Story Elements Discuss Author's Craft <p>Print Concepts</p> <ul style="list-style-type: none"> Directionality <p>Response to Text</p> <ul style="list-style-type: none"> Make Connections <p>Word Relationships</p> <ul style="list-style-type: none"> Shades of Meaning 		<p>Phonological Awareness</p> <ul style="list-style-type: none"> Identify Medial Vowel Sounds Isolate Medial Vowel Sounds Blend Phonemes into Words Produce Rhymes <p>Phonics</p> <ul style="list-style-type: none"> Short <i>o</i> and Long <i>o</i> <p>Spelling</p> <ul style="list-style-type: none"> Build Words with Short <i>o</i> Spell Words with Short <i>o</i> <p>Fluency</p> <ul style="list-style-type: none"> Reading Rate <p>High-Frequency Words</p> <ul style="list-style-type: none"> Decodable: <i>got, on</i> Partially Decodable: <i>here, of</i> <p>Decodable Text: Start Right Reader</p> <ul style="list-style-type: none"> <i>Pot of Pods</i> <i>Bob Tips a Pot</i> 	<p>Research Writing</p> <ul style="list-style-type: none"> Features of Research Writing Revision Focus: Add Key Details <p>Grammar</p> <ul style="list-style-type: none"> Edit for Capitalization <p>Text Features</p> <ul style="list-style-type: none"> Cite Sources <p>Independent Writing</p> <ul style="list-style-type: none"> Plan a Research Report Organize a Research Report Draft a Research Report Revise and Edit a Research Report Publish Research Writing

Happy Healthy Me

ESSENTIAL QUESTION How can I be my healthiest me?



WEEK 3

BUILD KNOWLEDGE AND LANGUAGE		READING AND VOCABULARY		FOUNDATIONAL SKILLS		WRITING WORKSHOP			
<p>Social Communication</p> <ul style="list-style-type: none"> Asking for Help <p>Word Relationships</p> <ul style="list-style-type: none"> Shades of Meaning 		<p>Read Aloud Book</p> <p><i>Jack & the Hungry Giant</i> by Loreen Leedy GENRE: Fairy Tale</p> <p>Big Book</p> <p><i>Edible Colors</i> by Jennifer Vogel Bass GENRE: Informational Text</p> <p>Oral Language</p> <ul style="list-style-type: none"> Academic Vocabulary: <i>half, serving, variety</i> <p>Comprehension</p> <ul style="list-style-type: none"> Genre Characteristics: Fairy Tales Identify Story Elements Retell a Story Plot: Beginning, Middle, End Identify Topic, Central Idea, and Key Details <p>Print Concepts</p> <ul style="list-style-type: none"> Directionality <p>Response to Text</p> <ul style="list-style-type: none"> Make Connections <p>Word Relationships</p> <ul style="list-style-type: none"> Shades of Meaning 				<p>Phonological Awareness</p> <ul style="list-style-type: none"> Blend Onset and Rime into Words Isolate Initial Sounds Blend Phonemes into Words <p>Phonics</p> <ul style="list-style-type: none"> Consonants / /l/ and h /h/ <p>Spelling</p> <ul style="list-style-type: none"> Build Words with / /l/ and h /h/ Spell Words with / /l/ and h /h/ <p>Fluency</p> <ul style="list-style-type: none"> Read with Expression <p>High-Frequency Words</p> <ul style="list-style-type: none"> Decodable: <i>lot, not</i> Non-decodable: <i>are, was</i> <p>Decodable Text: Start Right Reader</p> <ul style="list-style-type: none"> <i>Kids Hop a Lot</i> <i>Kids Hid</i> 		<p>Research Writing</p> <ul style="list-style-type: none"> Central Idea and Key Details Use Print Sources Expert Sources Online Sources <p>Grammar</p> <ul style="list-style-type: none"> Complete Sentences Periods <p>Interactive Writing</p> <ul style="list-style-type: none"> Plan a Research Report Organize a Research Report Draft a Research Report Revise and Edit a Research Report Publish Research Writing 	
INQUIRY AND RESEARCH PROJECT									
<p>Take Action</p> <p>Happy Healthy You Blog</p>									
ENGLISH LANGUAGE DEVELOPMENT									
<p>Language Function</p> <ul style="list-style-type: none"> Compare and Contrast 									

WEEK 4

BUILD KNOWLEDGE AND LANGUAGE		READING AND VOCABULARY		FOUNDATIONAL SKILLS		WRITING WORKSHOP			
<p>Collaborative Discussion</p> <ul style="list-style-type: none"> Respond in Complete Sentences <p>Word Relationships</p> <ul style="list-style-type: none"> Shades of Meaning <p>Wrap-Up Video</p> <p><i>Clean Your Mitts</i></p> <p>Connect and Reflect</p> <ul style="list-style-type: none"> Identify Media Characteristics Make Connections Synthesize Information 		<p>Read Aloud Book</p> <p><i>Getting Rest</i> by Siân Smith GENRE: Informational Text</p> <p>Big Book Poem</p> <p><i>Bed</i> by Anonymous GENRE: Poetry</p> <p>Oral Language</p> <ul style="list-style-type: none"> Academic Vocabulary: <i>peaceful, relax, rest</i> <p>Comprehension</p> <ul style="list-style-type: none"> Ask and Answer Questions Identify Topic, Central Idea, and Key Details Use Text Features Discuss Rhyme and Rhythm <p>Print Concepts</p> <ul style="list-style-type: none"> Directionality <p>Response to Text</p> <ul style="list-style-type: none"> Make Connections <p>Word Relationships</p> <ul style="list-style-type: none"> Shades of Meaning 				<p>Phonological Awareness</p> <ul style="list-style-type: none"> Blend Onset and Rime into Words Isolate Initial Sounds Blend Phonemes into Words <p>Phonics</p> <ul style="list-style-type: none"> Consonants w /w/ and j /j/ <p>Spelling</p> <ul style="list-style-type: none"> Build Words with w /w/ and j /j/ Spell Words with w /w/ and j /j/ <p>Fluency</p> <ul style="list-style-type: none"> Phrasing <p>High-Frequency Words</p> <ul style="list-style-type: none"> Decodable: <i>had</i> Partially Decodable: <i>be, do, ten</i> <p>Decodable Text: Start Right Reader</p> <ul style="list-style-type: none"> <i>The Wig</i> <i>Jobs! Jobs! Jobs!</i> 		<p>Research Writing</p> <ul style="list-style-type: none"> Features of Research Writing Revision Focus: Add Key Details <p>Grammar</p> <ul style="list-style-type: none"> Edit for Complete Sentences and Periods <p>Text Features</p> <ul style="list-style-type: none"> Glossaries <p>Independent Writing</p> <ul style="list-style-type: none"> Plan a Research Report Organize a Research Report Draft a Research Report Revise and Edit a Research Report Publish Research Writing 	
INQUIRY AND RESEARCH PROJECT									
<p>Reflect and Celebrate</p> <p>Happy Healthy You Blog</p>									
ENGLISH LANGUAGE DEVELOPMENT									
<p>Language Function</p> <ul style="list-style-type: none"> Compare and Contrast 									

I Can Do It!

ESSENTIAL QUESTION What does it mean to try hard?



WEEK 1

WEEK 2

	BUILD KNOWLEDGE AND LANGUAGE	READING AND VOCABULARY	FOUNDATIONAL SKILLS	WRITING WORKSHOP	
WEEK 1	<p>Get Curious Video <i>Training Wheels</i></p> <p>Active Listening and Viewing</p> <ul style="list-style-type: none"> Discuss the Topic <p>Oral Language</p> <ul style="list-style-type: none"> Topic Words: <i>practice, proud, success</i> 	<p>Read Aloud Book <i>Jabari Jumps</i> by Gaia Cornwall GENRE: Fiction</p> <p>Big Book <i>All by Myself</i> by Mercer Mayer GENRE: Fiction</p> <p>Oral Language</p> <ul style="list-style-type: none"> Academic Vocabulary: <i>important, scared, surprised</i> Review Topic Words: <i>practice, proud, success</i> <p>Comprehension</p> <ul style="list-style-type: none"> Make and Check Predictions Identify Story Elements Use Picture and Text Clues Identify Character Feelings <p>Print Concepts</p> <ul style="list-style-type: none"> Return Sweep <p>Response to Text</p> <ul style="list-style-type: none"> Make Connections 		<p>Phonological Awareness</p> <ul style="list-style-type: none"> Blend Phonemes into Words Isolate Medial Vowel Sounds Produce Rhymes <p>Phonics</p> <ul style="list-style-type: none"> Short <i>u</i> and Long <i>u</i> <p>Spelling</p> <ul style="list-style-type: none"> Build Words with Short <i>u</i> Spell Words with Short <i>u</i> <p>Fluency</p> <ul style="list-style-type: none"> Intonation <p>High-Frequency Words</p> <ul style="list-style-type: none"> Decodable: <i>but, up</i> Partially Decodable: <i>look, want</i> <p>Decodable Text: Start Right Reader</p> <ul style="list-style-type: none"> <i>Nuts, Not Rugs!</i> <i>Big Bugs</i> 	<p>Narrative Writing</p> <ul style="list-style-type: none"> Review Narrative Writing Analyze a Mentor Text: <i>Jabari Jumps</i> by Gaia Cornwall Beginning, Middle, End Signal Words to Show Sequence <p>Grammar</p> <ul style="list-style-type: none"> Pronouns <p>Interactive Writing</p> <ul style="list-style-type: none"> Plan and Organize a Narrative Draft a Narrative Revise and Edit a Narrative
	<p>INQUIRY AND RESEARCH PROJECT</p> <p>Launch the Project <i>I Can Make a Difference</i></p>				
	<p>ENGLISH LANGUAGE DEVELOPMENT</p> <p>Language Function</p> <ul style="list-style-type: none"> Seek Information 				
WEEK 2	<p>Collaborative Discussion</p> <ul style="list-style-type: none"> Speak Audibly <p>Word Meaning</p> <ul style="list-style-type: none"> Multiple-Meaning Words 	<p>Read Aloud Book <i>The Little Red Hen (Makes a Pizza)</i> by Philemon Sturges GENRE: Folktale</p> <p>Big Book <i>The Little Red Hen On Stage</i> by Karen Knapstein GENRE: Play</p> <p>Oral Language</p> <ul style="list-style-type: none"> Academic Vocabulary: <i>lovely, several, spy</i> <p>Comprehension</p> <ul style="list-style-type: none"> Genre Characteristics: Folktales Identify Story Elements Make Inferences Identify Character Traits Genre Characteristics: Plays Compare Characters <p>Print Concepts</p> <ul style="list-style-type: none"> Reading a Play <p>Response to Text</p> <ul style="list-style-type: none"> Make Connections <p>Word Meaning</p> <ul style="list-style-type: none"> Multiple-Meaning Words 		<p>Phonological Awareness</p> <ul style="list-style-type: none"> Identify Final Sounds Isolate Initial Sounds Blend Phonemes into Words <p>Phonics</p> <ul style="list-style-type: none"> Consonants <i>v /v/</i> and <i>y /y/</i> <p>Spelling</p> <ul style="list-style-type: none"> Build Words with <i>v /v/</i> and <i>y /y/</i> Spell Words with <i>v /v/</i> and <i>y /y/</i> <p>Fluency</p> <ul style="list-style-type: none"> Accuracy and Self-Correction <p>High-Frequency Words</p> <ul style="list-style-type: none"> Decodable: <i>him, us</i> Partially Decodable: <i>for, her</i> <p>Decodable Text: Start Right Reader</p> <ul style="list-style-type: none"> <i>Yams</i> <i>Go, Vic!</i> 	<p>Narrative Writing</p> <ul style="list-style-type: none"> Features of Narrative Writing Revision Focus: Beginning, Middle, End <p>Grammar</p> <ul style="list-style-type: none"> Edit for Pronouns <p>Text Features</p> <ul style="list-style-type: none"> Cover Elements <p>Independent Writing</p> <ul style="list-style-type: none"> Plan a Narrative Organize a Narrative Draft a Narrative Revise and Edit a Narrative Publish Narrative Writing
	<p>INQUIRY AND RESEARCH PROJECT</p> <p>Research and Plan <i>I Can Make A Difference</i></p>				
	<p>ENGLISH LANGUAGE DEVELOPMENT</p> <p>Language Function</p> <ul style="list-style-type: none"> Seek Information 				

I Can Do It!

ESSENTIAL QUESTION What does it mean to try hard?



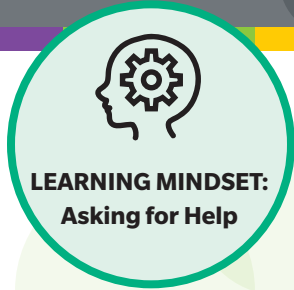
WEEK 3

WEEK 4

	BUILD KNOWLEDGE AND LANGUAGE	READING AND VOCABULARY	FOUNDATIONAL SKILLS	WRITING WORKSHOP	
WEEK 3	<p>Social Communication</p> <ul style="list-style-type: none"> Greetings and Introductions <p>Word Meaning</p> <ul style="list-style-type: none"> Multiple-Meaning Words 	<p>Read Aloud Book</p> <p><i>Ish</i> by Peter H. Reynolds GENRE: Fiction</p> <p>Big Book</p> <p><i>Let's Make Music</i> by Owen Holmes GENRE: Informational Text</p> <p>Oral Language</p> <ul style="list-style-type: none"> Academic Vocabulary: <i>allow, energized, inspire</i> <p>Comprehension</p> <ul style="list-style-type: none"> Make and Check Predictions Identify Story Elements Make Inferences Plot: Problem and Solution Identify Central Idea and Key Details <p>Print Concepts</p> <ul style="list-style-type: none"> Return Sweep <p>Response to Text</p> <ul style="list-style-type: none"> Make Connections <p>Word Meaning</p> <ul style="list-style-type: none"> Multiple-Meaning Words 		<p>Phonological Awareness</p> <ul style="list-style-type: none"> Identify Medial Vowel Sounds Isolate Medial Vowel Sounds Blend Phonemes into Words <p>Phonics</p> <ul style="list-style-type: none"> Short e and Long e <p>Spelling</p> <ul style="list-style-type: none"> Build Words with Short e Spell Words with Short e <p>Fluency</p> <ul style="list-style-type: none"> Reading Rate <p>High-Frequency Words</p> <ul style="list-style-type: none"> Decodable: <i>yes</i> Partially Decodable: <i>help, too</i> Non-decodable: <i>they</i> <p>Decodable Text: Start Right Reader</p> <ul style="list-style-type: none"> <i>Yes, Vets Can!</i> <i>Pet Pup</i> 	<p>Narrative Writing</p> <ul style="list-style-type: none"> Strong Beginnings Order of Events Signal Words to Show Sequence <p>Grammar</p> <ul style="list-style-type: none"> Singular and Plural Nouns <p>Interactive Writing</p> <ul style="list-style-type: none"> Plan a Narrative Organize a Narrative Draft a Narrative Revise and Edit a Narrative Publish Narrative Writing
	<p>INQUIRY AND RESEARCH PROJECT</p> <p>Take Action</p> <p>I Can Make a Difference</p>				
	<p>ENGLISH LANGUAGE DEVELOPMENT</p> <p>Language Function</p> <ul style="list-style-type: none"> Recount Information 				
WEEK 4	<p>Collaborative Discussion</p> <ul style="list-style-type: none"> Respond in Complete Sentences <p>Word Meaning</p> <ul style="list-style-type: none"> Multiple-Meaning Words <p>Wrap-Up Video</p> <p><i>Zack's Shack</i></p> <p>Connect and Reflect</p> <ul style="list-style-type: none"> Identify Media Characteristics Make Connections Synthesize Information 	<p>Read Aloud Book</p> <p><i>Emmanuel's Dream</i> by Laurie Ann Thompson GENRE: Biography</p> <p>Big Book</p> <p><i>Everyone Can Learn to Ride a Bicycle</i> by Chris Raschka GENRE: Fiction</p> <p>Oral Language</p> <ul style="list-style-type: none"> Academic Vocabulary: <i>disability, hero, respectful</i> <p>Comprehension</p> <ul style="list-style-type: none"> Genre Characteristics: Biography Identify People, Places, and Events Make Inferences Identify Topic and Theme Identify Story Elements <p>Print Concepts</p> <ul style="list-style-type: none"> Return Sweep <p>Response to Text</p> <ul style="list-style-type: none"> Make Connections <p>Word Meaning</p> <ul style="list-style-type: none"> Multiple-Meaning Words 		<p>Phonological Awareness</p> <ul style="list-style-type: none"> Isolate Initial and Final Sounds Segment Words into Onset and Rime <p>Phonics</p> <ul style="list-style-type: none"> Consonants <i>q (qu) /kw/</i> and <i>x /ks/</i> <p>Spelling</p> <ul style="list-style-type: none"> Build Words with <i>q (qu) /kw/</i> and <i>x /ks/</i> Spell Words with <i>q (qu) /kw/</i> and <i>x /ks/</i> <p>Fluency</p> <ul style="list-style-type: none"> Phrasing <p>High-Frequency Words</p> <ul style="list-style-type: none"> Decodable: <i>six</i> Partially Decodable: <i>have, some, we</i> <p>Decodable Text: Start Right Reader</p> <ul style="list-style-type: none"> <i>Tan Cat</i> <i>Fox Cubs</i> 	<p>Narrative Writing</p> <ul style="list-style-type: none"> Features of Narrative Writing Revision Focus: Order of Events <p>Grammar</p> <ul style="list-style-type: none"> Edit for Singular and Plural Nouns <p>Text Features</p> <ul style="list-style-type: none"> Author's Pages <p>Independent Writing</p> <ul style="list-style-type: none"> Plan a Narrative Organize a Narrative Draft a Narrative Revise and Edit a Narrative Publish Narrative Writing
	<p>INQUIRY AND RESEARCH PROJECT</p> <p>Reflect and Celebrate</p> <p>I Can Make a Difference</p>				
	<p>ENGLISH LANGUAGE DEVELOPMENT</p> <p>Language Function</p> <ul style="list-style-type: none"> Recount Information 				

Home of the Free and the Brave

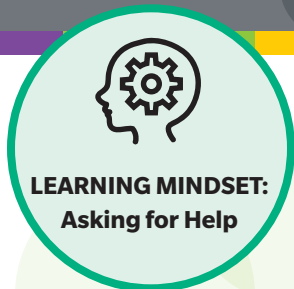
ESSENTIAL QUESTION What makes the USA special?



	BUILD KNOWLEDGE AND LANGUAGE	READING AND VOCABULARY	FOUNDATIONAL SKILLS	WRITING WORKSHOP	
WEEK 1	<p>Get Curious Video <i>Land of the Free</i></p> <p>Active Listening and Viewing</p> <ul style="list-style-type: none"> Discuss the Topic <p>Oral Language</p> <ul style="list-style-type: none"> Topic Words: <i>belong, country, right</i> 	<p>Read Aloud Book <i>America the Beautiful</i> by Katherine Lee Bates GENRE: Poetry/Song</p> <p>Big Book <i>In Our Country</i> by Susan Canizares and Daniel Moreton GENRE: Informational Text</p> <p>Oral Language</p> <ul style="list-style-type: none"> Academic Vocabulary: <i>America, plain, sea</i> Review Topic Words: <i>belong, country, right</i> <p>Comprehension</p> <ul style="list-style-type: none"> Genre Characteristics: Poetry and Songs Visualize Describe Connections Identify Central Idea <p>Print Concepts</p> <ul style="list-style-type: none"> Concept of a Word <p>Response to Text</p> <ul style="list-style-type: none"> Make Connections 		<p>Phonological Awareness</p> <ul style="list-style-type: none"> Isolate Final Sounds Isolate Initial Sounds Blend Phonemes into Words <p>Phonics</p> <ul style="list-style-type: none"> Consonant z <p>Spelling</p> <ul style="list-style-type: none"> Build Words with Consonant z Spell Words with Consonant z <p>Fluency</p> <ul style="list-style-type: none"> Expression <p>High-Frequency Words</p> <ul style="list-style-type: none"> Decodable: <i>get, hot</i> Partially Decodable: <i>or</i> Non-decodable: <i>where</i> <p>Decodable Text: Start Right Reader</p> <ul style="list-style-type: none"> <i>Did Liz Win?</i> <i>Quiz Us, Liz!</i> 	<p>Informational Text Writing</p> <ul style="list-style-type: none"> Introduce Procedural Writing Important Information <p>Grammar</p> <ul style="list-style-type: none"> Prepositions <p>Interactive Writing</p> <ul style="list-style-type: none"> Plan and Organize a Procedural Text Draft a Procedural Text Revise and Edit a Procedural Text
	<p>INQUIRY AND RESEARCH PROJECT</p> <p>Launch the Project My Town Flag</p>				
	<p>ENGLISH LANGUAGE DEVELOPMENT</p> <p>Language Function</p> <ul style="list-style-type: none"> Give Instructions 				
WEEK 2	<p>Collaborative Discussion</p> <ul style="list-style-type: none"> Initiate Conversations <p>Word Meaning</p> <ul style="list-style-type: none"> Meaning Clues 	<p>Read Aloud Book <i>Take Me Out to the Yakyu</i> by Aaron Meshon GENRE: Fiction</p> <p>Big Book Song <i>Take Me Out to the Ball Game</i> by Jack Norworth GENRE: Song</p> <p>Oral Language</p> <ul style="list-style-type: none"> Academic Vocabulary: <i>anthem, cheer, team</i> <p>Comprehension</p> <ul style="list-style-type: none"> Make and Check Predictions Identify Story Elements Discuss Author's Purpose Discuss Rhyme and Rhythm Compare and Contrast Adventures <p>Print Concepts</p> <ul style="list-style-type: none"> Concept of a Word <p>Response to Text</p> <ul style="list-style-type: none"> Make Connections <p>Word Meaning</p> <ul style="list-style-type: none"> Meaning Clues 		<p>Phonological Awareness</p> <ul style="list-style-type: none"> Segment Words into Onset and Rime Blend Phonemes into Words Segment Words into Phonemes <p>Phonics</p> <ul style="list-style-type: none"> Consonant Blends: <i>st, sp, sl, sn</i> <p>Spelling</p> <ul style="list-style-type: none"> Build Words with Consonant Blends Spell Words with Consonant Blends <p>Fluency</p> <ul style="list-style-type: none"> Phrasing <p>High-Frequency Words</p> <ul style="list-style-type: none"> Decodable: <i>if, stop</i> Partially Decodable: <i>come, from</i> <p>Decodable Text: Start Right Reader</p> <ul style="list-style-type: none"> <i>Meg and Snip</i> <i>Snip Stops!</i> 	<p>Informational Text Writing</p> <ul style="list-style-type: none"> Features of Procedural Writing Revision Focus: Add Key Details <p>Grammar</p> <ul style="list-style-type: none"> Edit for Prepositions <p>Text Features</p> <ul style="list-style-type: none"> Diagrams and Labels <p>Independent Writing</p> <ul style="list-style-type: none"> Plan a Procedural Text Organize a Procedural Text Draft a Procedural Text Revise and Edit a Procedural Text Publish Procedural Writing
	<p>INQUIRY AND RESEARCH PROJECT</p> <p>Research and Plan My Town Flag</p>				
	<p>ENGLISH LANGUAGE DEVELOPMENT</p> <p>Language Function</p> <ul style="list-style-type: none"> Give Instructions 				

Home of the Free and the Brave

ESSENTIAL QUESTION What makes the USA special?



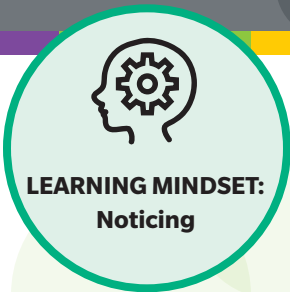
WEEK 3

WEEK 4

	BUILD KNOWLEDGE AND LANGUAGE	READING AND VOCABULARY	FOUNDATIONAL SKILLS	WRITING WORKSHOP	
WEEK 3	<p>Collaborative Discussion</p> <ul style="list-style-type: none"> Initiate Conversations <p>Word Meaning</p> <ul style="list-style-type: none"> Meaning Clues 	<p>Read Aloud Book</p> <p><i>Martin Luther King, Jr.</i> by Marion Dane Bauer GENRE: Biography</p> <p>Big Book</p> <p><i>Presidents' Day</i> by Judith Bauer Stamper GENRE: Informational Text</p> <p>Oral Language</p> <ul style="list-style-type: none"> Academic Vocabulary: <i>believe, law, refuse</i> <p>Comprehension</p> <ul style="list-style-type: none"> Genre Characteristics: Biography Identify People, Places, and Events Discuss Author's Purpose Use Text Features <p>Print Concepts</p> <ul style="list-style-type: none"> Concept of a Sentence <p>Response to Text</p> <ul style="list-style-type: none"> Make Connections <p>Word Meaning</p> <ul style="list-style-type: none"> Meaning Clues 		<p>Phonological Awareness</p> <ul style="list-style-type: none"> Blend Phonemes into Words Segment Words into Phonemes <p>Phonics</p> <ul style="list-style-type: none"> Consonant Blends: Initial <i>cl, fl</i> and Final <i>st, nd</i> <p>Spelling</p> <ul style="list-style-type: none"> Build Words with Initial and Final Blends Spell Words with Initial and Final Blends <p>Fluency</p> <ul style="list-style-type: none"> Intonation <p>High-Frequency Words</p> <ul style="list-style-type: none"> Decodable: <i>red</i> Partially Decodable: <i>as, that</i> Non-decodable: <i>our</i> <p>Decodable Text: Start Right Reader</p> <ul style="list-style-type: none"> <i>Flags Flap</i> <i>Ken and Mel</i> 	<p>Informational Text Writing</p> <ul style="list-style-type: none"> Features of Informational Text Writing Analyze a Mentor Text: <i>Martin Luther King, Jr.</i> by Marion Dane Bauer Strong Beginnings Important Details Strong Word Choices <p>Grammar</p> <ul style="list-style-type: none"> Pronouns <p>Interactive Writing</p> <ul style="list-style-type: none"> Plan an Informational Text Organize an Informational Text Draft an Informational Text Revise and Edit an Informational Text Publish Informational Text Writing
WEEK 4	<p>Collaborative Discussion</p> <ul style="list-style-type: none"> Initiate Conversations <p>Word Meaning</p> <ul style="list-style-type: none"> Meaning Clues <p>Wrap-Up Video</p> <p><i>I Have A Dream</i></p> <p>Connect and Reflect</p> <ul style="list-style-type: none"> Identify Media Characteristics Make Connections Synthesize Information 	<p>Read Aloud Book</p> <p><i>Apple Pie 4th of July</i> by Janet S. Wong GENRE: Fiction</p> <p>Big Book</p> <p><i>Happy Birthday to the U.S.!</i> by Francie Alexander GENRE: Informational Text</p> <p>Oral Language</p> <ul style="list-style-type: none"> Academic Vocabulary: <i>disability, hero, respectful</i> <p>Comprehension</p> <ul style="list-style-type: none"> Make and Check Predictions Identify Story Elements Visualize Discuss Author's Craft Discuss Author's Purpose Use Text Features <p>Print Concepts</p> <ul style="list-style-type: none"> Concept of a Sentence <p>Response to Text</p> <ul style="list-style-type: none"> Make Connections <p>Word Meaning</p> <ul style="list-style-type: none"> Meaning Clues 		<p>Phonological Awareness</p> <ul style="list-style-type: none"> Isolate Medial Vowel Sounds Segment Words into Phonemes <p>Phonics</p> <ul style="list-style-type: none"> Review: Short Vowels, Consonants, Consonant Blends <p>Spelling</p> <ul style="list-style-type: none"> Build Words with Short Vowels, Consonants, and Consonant Blends Spell Words with Short Vowels, Consonants, and Consonant Blends <p>Fluency</p> <ul style="list-style-type: none"> Reading Rate <p>High-Frequency Words</p> <ul style="list-style-type: none"> Decodable: <i>cut, must</i> Partially Decodable: <i>said, when</i> <p>Decodable Text: Start Right Reader</p> <ul style="list-style-type: none"> <i>Hand Fins</i> <i>Can Ben Get It?</i> 	<p>Informational Text Writing</p> <ul style="list-style-type: none"> Features of Informational Text Writing Revision Focus: Central Idea and Details <p>Grammar</p> <ul style="list-style-type: none"> Edit for Pronouns <p>Text Features</p> <ul style="list-style-type: none"> Captions <p>Independent Writing</p> <ul style="list-style-type: none"> Plan an Informational Text Organize an Informational Text Draft an Informational Text Revise and Edit an Informational Text Publish Informational Text Writing

Zoom In!

ESSENTIAL QUESTION What can I learn when I look closely?



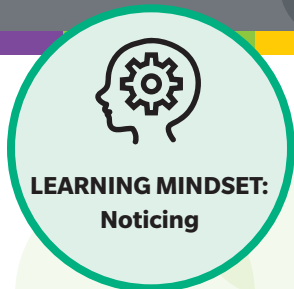
WEEK 1

WEEK 2

	BUILD KNOWLEDGE AND LANGUAGE	READING AND VOCABULARY	FOUNDATIONAL SKILLS	WRITING WORKSHOP
WEEK 1	<p>Get Curious Video <i>A Closer Look</i></p> <p>Active Listening and Viewing</p> <ul style="list-style-type: none"> Discuss the Topic <p>Oral Language</p> <ul style="list-style-type: none"> Topic Words: <i>watch, wonder, world</i> 	<p>Read Aloud Book <i>Last Stop on Market Street</i> by Matt de la Peña GENRE: Fiction</p> <p>Big Book <i>Not a Box</i> by Antoinette Portis GENRE: Fiction</p> <p>Oral Language</p> <ul style="list-style-type: none"> Academic Vocabulary: <i>familiar, free, witness</i> Review Topic Words: <i>watch, wonder, world</i> <p>Comprehension</p> <ul style="list-style-type: none"> Ask and Answer Questions Identify Story Elements Retell a Story Describe Setting Describe Connections <p>Print Concepts</p> <ul style="list-style-type: none"> End Punctuation <p>Response to Text</p> <ul style="list-style-type: none"> Make Connections 	<p>Phonological Awareness</p> <ul style="list-style-type: none"> Produce Rhymes Isolate Final Sounds Segment Words into Phonemes <p>Phonics</p> <ul style="list-style-type: none"> Double Final Consonants –ss, –ff, –ll, –zz, and Final –ck /k/ <p>Spelling</p> <ul style="list-style-type: none"> Build Words with Double Final Consonants and Final –ck Spell Words with Double Final Consonants and Final –ck <p>Fluency</p> <ul style="list-style-type: none"> Intonation <p>High-Frequency Words</p> <ul style="list-style-type: none"> Decodable: <i>off, will</i> Partially Decodable: <i>down, so</i> <p>Decodable Text: Start Right Reader</p> <ul style="list-style-type: none"> <i>Ducks</i> <i>Hop In, Jill!</i> 	<p>Creative Story Writing</p> <ul style="list-style-type: none"> Review Narrative Writing Analyze a Mentor Text: <i>Last Stop on Market Street</i> by Matt de la Peña Sensory Words <p>Grammar</p> <ul style="list-style-type: none"> Prepositions <p>Interactive Writing</p> <ul style="list-style-type: none"> Plan and Organize a Creative Story Draft a Creative Story Revise and Edit a Creative Story
	<p>INQUIRY AND RESEARCH PROJECT</p> <p>Launch the Project My Five Senses Poster</p>			
	<p>ENGLISH LANGUAGE DEVELOPMENT</p> <p>Language Function</p> <ul style="list-style-type: none"> Infer 			
WEEK 2	<p>Collaborative Discussion</p> <ul style="list-style-type: none"> Add Details <p>Word Relationships</p> <ul style="list-style-type: none"> Shades of Meaning 	<p>Read Aloud Book <i>I Know the River Loves Me</i> by Maya Christina Gonzalez GENRE: Fiction</p> <p>Big Book <i>Look-Alike Animals</i> by Robin Bernard GENRE: Informational Text</p> <p>Oral Language</p> <ul style="list-style-type: none"> Academic Vocabulary: <i>close, flow, visit</i> <p>Comprehension</p> <ul style="list-style-type: none"> Ask and Answer Questions Identify Story Elements Visualize Describe Setting Identify Topic and Central Idea Discuss Author’s Purpose <p>Print Concepts</p> <ul style="list-style-type: none"> End Punctuation <p>Response to Text</p> <ul style="list-style-type: none"> Make Connections <p>Word Relationships</p> <ul style="list-style-type: none"> Shades of Meaning 	<p>Phonological Awareness</p> <ul style="list-style-type: none"> Blend Phonemes into Words Isolate Initial Sounds Segment Words into Phonemes <p>Phonics</p> <ul style="list-style-type: none"> Digraphs: Initial <i>sh /sh/</i> and <i>ch /ch/</i> <p>Spelling</p> <ul style="list-style-type: none"> Build Words with Digraphs <i>sh</i> and <i>ch</i> Spell Words with Digraphs <i>sh</i> and <i>ch</i> <p>Fluency</p> <ul style="list-style-type: none"> Phrasing <p>High-Frequency Words</p> <ul style="list-style-type: none"> Decodable: <i>back, let</i> Partially Decodable: <i>were, what</i> <p>Decodable Text: Start Right Reader</p> <ul style="list-style-type: none"> <i>Chicks</i> <i>Chicks in the Shed</i> 	<p>Creative Story Writing</p> <ul style="list-style-type: none"> Features of Narrative Writing Revision Focus: Beginning, Middle, End <p>Grammar</p> <ul style="list-style-type: none"> Edit for Prepositions <p>Text Features</p> <ul style="list-style-type: none"> Cover Elements <p>Independent Writing</p> <ul style="list-style-type: none"> Plan a Creative Story Organize a Creative Story Draft a Creative Story Revise and Edit a Creative Story Publish Creative Story Writing
	<p>INQUIRY AND RESEARCH PROJECT</p> <p>Research and Plan My Five Senses Poster</p>			
	<p>ENGLISH LANGUAGE DEVELOPMENT</p> <p>Language Function</p> <ul style="list-style-type: none"> Infer 			

Zoom In!

ESSENTIAL QUESTION What can I learn when I look closely?



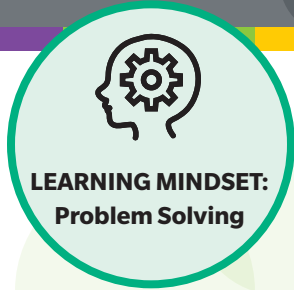
WEEK 3

WEEK 4

	BUILD KNOWLEDGE AND LANGUAGE	READING AND VOCABULARY	FOUNDATIONAL SKILLS	WRITING WORKSHOP
WEEK 3	<p>Collaborative Discussion</p> <ul style="list-style-type: none"> Add Details <p>Word Relationships</p> <ul style="list-style-type: none"> Shades of Meaning 	<p>Read Aloud Book</p> <p><i>Me . . . Jane</i> by Patrick McDonnell GENRE: Biography</p> <p>Big Book</p> <p><i>Jane Goodall and the Chimpanzees</i> by Betsy Chessen and Pamela Chanko GENRE: Informational Text</p> <p>Oral Language</p> <ul style="list-style-type: none"> Academic Vocabulary: <i>curious, observe, study</i> <p>Comprehension</p> <ul style="list-style-type: none"> Genre Characteristics: Biography Identify People, Places, and Events Make Inferences Describe Connections Compare and Contrast Texts <p>Print Concepts</p> <ul style="list-style-type: none"> End Punctuation <p>Response to Text</p> <ul style="list-style-type: none"> Make Connections <p>Word Relationships</p> <ul style="list-style-type: none"> Shades of Meaning 	<p>Phonological Awareness</p> <ul style="list-style-type: none"> Isolate Initial Sounds Segment Words into Phonemes <p>Phonics</p> <ul style="list-style-type: none"> Digraphs: Initial <i>th /TH/</i> (voiced) and <i>wh /w/</i> <p>Spelling</p> <ul style="list-style-type: none"> Build Words with Digraphs <i>th</i> and <i>wh</i> Spell Words with Digraphs <i>th</i> and <i>wh</i> <p>Fluency</p> <ul style="list-style-type: none"> Reading Rate <p>High-Frequency Words</p> <ul style="list-style-type: none"> Decodable: <i>then, this</i> Partially Decodable: <i>could, now</i> <p>Decodable Text: Start Right Reader</p> <ul style="list-style-type: none"> <i>Big Mess</i> <i>Chet!</i> 	<p>Poetry Writing</p> <ul style="list-style-type: none"> Features of Poetry Poem Structure <p>Grammar</p> <ul style="list-style-type: none"> Exclamations Exclamation Marks <p>Interactive Writing</p> <ul style="list-style-type: none"> Plan and Organize a Poem Draft a Poem Revise and Edit a Poem <p>Independent Writing</p> <ul style="list-style-type: none"> Plan a Poem Draft a Poem Share Poems
	<p>INQUIRY AND RESEARCH PROJECT</p> <p>Take Action</p> <p>My Five Senses Poster</p>			
	<p>ENGLISH LANGUAGE DEVELOPMENT</p> <p>Language Function</p> <ul style="list-style-type: none"> Justify 			
WEEK 4	<p>Collaborative Discussion</p> <ul style="list-style-type: none"> Add Details <p>Word Relationships</p> <ul style="list-style-type: none"> Shades of Meaning <p>Wrap-Up Video</p> <p><i>Zoom In</i></p> <p>Connect and Reflect</p> <ul style="list-style-type: none"> Identify Media Characteristics Make Connections Synthesize Information 	<p>Read Aloud Book</p> <p><i>Hey, Little Ant</i> by Phillip and Hannah Hoose GENRE: Persuasive Text</p> <p>Big Book</p> <p><i>Ants</i> by Lisa J. Amstutz GENRE: Informational Text</p> <p>Oral Language</p> <ul style="list-style-type: none"> Academic Vocabulary: <i>care, decide, real</i> <p>Comprehension</p> <ul style="list-style-type: none"> Genre Characteristics: Persuasive Texts Evaluate Details Identify Opinions and Reasons Identify Central Idea Make Connections <p>Print Concepts</p> <ul style="list-style-type: none"> End Punctuation <p>Response to Text</p> <ul style="list-style-type: none"> Make Connections <p>Word Relationships</p> <ul style="list-style-type: none"> Shades of Meaning 	<p>Phonological Awareness</p> <ul style="list-style-type: none"> Blend Phonemes into Words Produce Rhymes <p>Phonics</p> <ul style="list-style-type: none"> Review: Short Vowels, Consonants, Double Final Consonants, Final <i>-ck</i>, Digraphs <p>Spelling</p> <ul style="list-style-type: none"> Build Words with Double Final Consonants, Final <i>-ck</i>, and Digraphs Spell Words with Double Final Consonants, Final <i>-ck</i>, and Digraphs <p>Fluency</p> <ul style="list-style-type: none"> Accuracy and Self-Correction <p>High-Frequency Words</p> <ul style="list-style-type: none"> Decodable: <i>tell, well</i> Partially Decodable: <i>your</i> Non-decodable: <i>who</i> <p>Decodable Text: Start Right Reader</p> <ul style="list-style-type: none"> <i>Bugs! Bugs! Bugs!</i> <i>Slug Must Nap</i> 	<p>Poetry Writing</p> <ul style="list-style-type: none"> Features of Poetry Revision Focus: Sensory Details <p>Grammar</p> <ul style="list-style-type: none"> Edit for Exclamation Marks <p>Text Features</p> <ul style="list-style-type: none"> Author's Pages <p>Independent Writing</p> <ul style="list-style-type: none"> Plan a Poem Organize a Poem Draft a Poem Revise and Edit a Poem Publish Poetry Writing
	<p>INQUIRY AND RESEARCH PROJECT</p> <p>Reflect and Celebrate</p> <p>My Five Senses Poster</p>			
	<p>ENGLISH LANGUAGE DEVELOPMENT</p> <p>Language Function</p> <ul style="list-style-type: none"> Justify 			

From Plant to Plate

ESSENTIAL QUESTION How do plants become food?



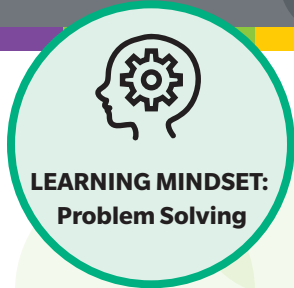
WEEK 1

WEEK 2

	BUILD KNOWLEDGE AND LANGUAGE	READING AND VOCABULARY	FOUNDATIONAL SKILLS	WRITING WORKSHOP	
WEEK 1	<p>Get Curious Video <i>An Applesauce Story</i></p> <p>Active Listening and Viewing</p> <ul style="list-style-type: none"> Discuss the Topic <p>Oral Language</p> <ul style="list-style-type: none"> Topic Words: <i>garden, harvest, plant</i> 	<p>Read Aloud Book <i>Plants Feed Me</i> by Lizzy Rockwell GENRE: Informational Text</p> <p>Big Book <i>Planting Seeds</i> by Kathryn Clay GENRE: Informational Text</p> <p>Oral Language</p> <ul style="list-style-type: none"> Academic Vocabulary: <i>bloom, root, seed</i> Review Topic Words: <i>garden, harvest, plant</i> <p>Comprehension</p> <ul style="list-style-type: none"> Make and Check Predictions Identify Central Idea Use Text Features Identify Steps in a Sequence <p>Print Concepts</p> <ul style="list-style-type: none"> One-to-One Correspondence <p>Response to Text</p> <ul style="list-style-type: none"> Make Connections 		<p>Phonological Awareness</p> <ul style="list-style-type: none"> Blend Phonemes into Words Isolate Medial Vowel Sounds Segment Words into Phonemes <p>Phonics</p> <ul style="list-style-type: none"> Long <i>a</i> and Long <i>i</i> <p>Spelling</p> <ul style="list-style-type: none"> Build Words with Long <i>a</i> and Long <i>i</i> Spell Words with Long <i>a</i> and Long <i>i</i> <p>Fluency</p> <ul style="list-style-type: none"> Intonation <p>High-Frequency Words</p> <ul style="list-style-type: none"> Decodable: <i>same, take</i> Partially Decodable: <i>know, out</i> <p>Decodable Text: Start Right Reader</p> <ul style="list-style-type: none"> <i>Lime Cake</i> <i>Bake Shop</i> 	<p>Opinion Writing</p> <ul style="list-style-type: none"> Review Opinion Writing Analyze a Mentor Text: <i>Hey, Little Ant</i> by Phillip and Hannah Hoose Fact and Opinion <p>Grammar</p> <ul style="list-style-type: none"> Complete Sentences Fix Incomplete Sentences <p>Interactive Writing</p> <ul style="list-style-type: none"> Plan and Organize an Opinion Piece Draft an Opinion Piece Revise and Edit an Opinion Piece
WEEK 2	<p>Collaborative Discussion</p> <ul style="list-style-type: none"> Multiple Exchanges <p>Word Meaning</p> <ul style="list-style-type: none"> Multiple-Meaning Words 	<p>Read Aloud Book <i>Up in the Garden and Down in the Dirt</i> by Kate Messner GENRE: Informational Text</p> <p>Big Book <i>Earthworms</i> by Lisa J. Amstutz GENRE: Informational Text</p> <p>Oral Language</p> <ul style="list-style-type: none"> Academic Vocabulary: <i>burrow, soil, vine</i> <p>Comprehension</p> <ul style="list-style-type: none"> Make and Check Predictions Identify Central Idea Synthesize Information Compare and Contrast Information Make Connections <p>Print Concepts</p> <ul style="list-style-type: none"> One-to-One Correspondence <p>Response to Text</p> <ul style="list-style-type: none"> Make Connections <p>Word Meaning</p> <ul style="list-style-type: none"> Multiple-Meaning Words 		<p>Phonological Awareness</p> <ul style="list-style-type: none"> Isolate Final Sounds Isolate Medial Vowel Sounds Segment Words into Phonemes <p>Phonics</p> <ul style="list-style-type: none"> Long <i>o</i> and Long <i>u</i> <p>Spelling</p> <ul style="list-style-type: none"> Build Words with Long <i>o</i> and Long <i>u</i> Spell Words with Long <i>o</i> and Long <i>u</i> <p>Fluency</p> <ul style="list-style-type: none"> Expression <p>High-Frequency Words</p> <ul style="list-style-type: none"> Decodable: <i>home, like</i> Partially Decodable: <i>many, right</i> <p>Decodable Text: Start Right Reader</p> <ul style="list-style-type: none"> <i>Hen and Mule</i> <i>Big Stones</i> 	<p>Opinion Writing</p> <ul style="list-style-type: none"> Features of Opinion Writing Revision Focus: Opinion and Reasons <p>Grammar</p> <ul style="list-style-type: none"> Edit for Complete Sentences <p>Text Features</p> <ul style="list-style-type: none"> Captions <p>Independent Writing</p> <ul style="list-style-type: none"> Plan an Opinion Piece Organize an Opinion Piece Draft an Opinion Piece Revise and Edit an Opinion Piece Publish Opinion Writing

From Plant to Plate

ESSENTIAL QUESTION How do plants become food?



WEEK 3

WEEK 4

	BUILD KNOWLEDGE AND LANGUAGE	READING AND VOCABULARY	FOUNDATIONAL SKILLS	WRITING WORKSHOP	
WEEK 3	<p>Collaborative Discussion</p> <ul style="list-style-type: none"> Multiple Exchanges <p>Word Meaning</p> <ul style="list-style-type: none"> Multiple-Meaning Words 	<p>Read Aloud Book <i>PB & J Hooray!</i> by Janet Nolan GENRE: Informational Text</p> <p>Big Book <i>Growing Vegetable Soup</i> by Lois Ehlert GENRE: Fiction</p> <p>Oral Language</p> <ul style="list-style-type: none"> Academic Vocabulary: <i>crop, factory, ingredient</i> <p>Comprehension</p> <ul style="list-style-type: none"> Set a Purpose Identify Central Idea Evaluate Details Identify Steps in a Sequence Identify Story Elements Identify Order of Events <p>Print Concepts</p> <ul style="list-style-type: none"> One-to-One Correspondence <p>Response to Text</p> <ul style="list-style-type: none"> Make Connections <p>Word Meaning</p> <ul style="list-style-type: none"> Multiple-Meaning Words 		<p>Phonological Awareness</p> <ul style="list-style-type: none"> Identify Medial Vowel Sounds Segment Words into Phonemes <p>Phonics</p> <ul style="list-style-type: none"> Long <i>e</i> <p>Spelling</p> <ul style="list-style-type: none"> Build Words with Long <i>e</i> Spell Words with Long <i>e</i> <p>Fluency</p> <ul style="list-style-type: none"> Accuracy and Self-Correction <p>High-Frequency Words</p> <ul style="list-style-type: none"> Decodable: <i>keep, made</i> Partially Decodable: <i>why, would</i> <p>Decodable Text: Start Right Reader</p> <ul style="list-style-type: none"> <i>Buds Need Bees</i> <i>Bee Hive</i> 	<p>Opinion Writing</p> <ul style="list-style-type: none"> Support a Topic with Reasons Opinion and Reasons Strong Endings <p>Grammar</p> <ul style="list-style-type: none"> Past-, Present-, and Future-Tense Verbs <p>Interactive Writing</p> <ul style="list-style-type: none"> Plan an Opinion Piece Organize an Opinion Piece Draft an Opinion Piece Revise and Edit an Opinion Piece Publish Opinion Writing
	<p>INQUIRY AND RESEARCH PROJECT</p> <p>Take Action</p> <p>Watch My Plant Grow Slide Show</p>				
	<p>ENGLISH LANGUAGE DEVELOPMENT</p> <p>Language Function</p> <ul style="list-style-type: none"> Persuade 				
WEEK 4	<p>Collaborative Discussion</p> <ul style="list-style-type: none"> Multiple Exchanges <p>Word Meaning</p> <ul style="list-style-type: none"> Multiple-Meaning Words <p>Wrap-Up Video <i>Experimenting with Seeds</i></p> <p>Connect and Reflect</p> <ul style="list-style-type: none"> Identify Media Characteristics Make Connections Synthesize Information 	<p>Read Aloud Book <i>Rainbow Stew</i> by Cathryn Falwell GENRE: Fiction</p> <p>Big Book <i>How Does Your Salad Grow?</i> by Francie Alexander GENRE: Informational Text</p> <p>Oral Language</p> <ul style="list-style-type: none"> Academic Vocabulary: <i>peel, row, serve</i> <p>Comprehension</p> <ul style="list-style-type: none"> Set a Purpose Identify Story Elements Visualize Discuss Author's Purpose and Craft Identify Central Idea Identify Steps in a Sequence <p>Print Concepts</p> <ul style="list-style-type: none"> One-to-One Correspondence <p>Response to Text</p> <ul style="list-style-type: none"> Make Connections <p>Word Meaning</p> <ul style="list-style-type: none"> Multiple-Meaning Words 		<p>Phonological Awareness</p> <ul style="list-style-type: none"> Add Syllables Isolate Final Sounds Delete Syllables <p>Phonics</p> <ul style="list-style-type: none"> Consonants <i>c /s/</i> and <i>g /j/</i> <p>Spelling</p> <ul style="list-style-type: none"> Build Words with Soft <i>c</i> and <i>g</i> Spell Words with Soft <i>c</i> and <i>g</i> <p>Fluency</p> <ul style="list-style-type: none"> Reading Rate <p>High-Frequency Words</p> <ul style="list-style-type: none"> Decodable: <i>make, time</i> Partially Decodable: <i>all, into</i> <p>Decodable Text: Start Right Reader</p> <ul style="list-style-type: none"> <i>Rice Is Nice!</i> <i>Rice Race</i> 	<p>Opinion Writing</p> <ul style="list-style-type: none"> Features of Opinion Writing Revision Focus: Opinion and Reasons <p>Grammar</p> <ul style="list-style-type: none"> Edit for Verb Tense <p>Text Features</p> <ul style="list-style-type: none"> Envelopes and Addresses <p>Independent Writing</p> <ul style="list-style-type: none"> Plan an Opinion Piece Organize an Opinion Piece Draft an Opinion Piece Revise and Edit an Opinion Piece Publish Opinion Writing
	<p>INQUIRY AND RESEARCH PROJECT</p> <p>Reflect and Celebrate</p> <p>Watch My Plant Grow Slide Show</p>				
	<p>ENGLISH LANGUAGE DEVELOPMENT</p> <p>Language Function</p> <ul style="list-style-type: none"> Persuade 				

Animal Habitats

ESSENTIAL QUESTION What makes a habitat a home?



WEEK 1

WEEK 2

	BUILD KNOWLEDGE AND LANGUAGE	READING AND VOCABULARY	FOUNDATIONAL SKILLS	WRITING WORKSHOP	
WEEK 1	<p>Get Curious Video <i>Live Like An Animal!</i></p> <p>Active Listening and Viewing</p> <ul style="list-style-type: none"> Discuss the Topic <p>Oral Language</p> <ul style="list-style-type: none"> Topic Words: <i>habitat, protect, provide</i> 	<p>Read Aloud Book <i>Why Living Things Need Homes</i> by Daniel Nunn GENRE: Informational Text</p> <p>Big Book <i>What Am I? Where Am I?</i> by Ted Lewin GENRE: Informational Text</p> <p>Oral Language</p> <ul style="list-style-type: none"> Academic Vocabulary: <i>living, weather, young</i> Review Topic Words: <i>habitat, protect, provide</i> <p>Comprehension</p> <ul style="list-style-type: none"> Set a Purpose Identify Central Idea and Key Details Evaluate Details <p>Review Print Concepts</p> <ul style="list-style-type: none"> Book Parts and Orientation <p>Response to Text</p> <ul style="list-style-type: none"> Make Connections 		<p>Phonological Awareness</p> <ul style="list-style-type: none"> Add Syllables Delete Syllables <p>Phonics</p> <ul style="list-style-type: none"> Review Consonants and Short Vowels <p>Spelling</p> <ul style="list-style-type: none"> Build Words with Consonants and Short Vowels Spell Words with Consonants and Short Vowels <p>Fluency</p> <ul style="list-style-type: none"> Intonation <p>High-Frequency Words</p> <ul style="list-style-type: none"> Decodable: <i>came, gave</i> Partially Decodable: <i>about, one</i> <p>Decodable Text: Start Right Reader</p> <ul style="list-style-type: none"> <i>Val and Pop</i> <i>The Deer</i> 	<p>Research Writing</p> <ul style="list-style-type: none"> Review Research Writing Analyze a Mentor Text: <i>Why Living Things Need Homes</i> by Daniel Nunn Use a Variety of Sources <p>Grammar</p> <ul style="list-style-type: none"> Question Words Question Marks <p>Interactive Writing</p> <ul style="list-style-type: none"> Plan and Organize a Research Report Draft a Research Report Revise and Edit a Research Report
WEEK 2	<p>Collaborative Discussion</p> <ul style="list-style-type: none"> Stay on Topic <p>Word Relationships</p> <ul style="list-style-type: none"> Classify and Categorize 	<p>Read Aloud Book <i>Welcome Home, Bear</i> by Il Sung Na GENRE: Fiction</p> <p>Big Book <i>Black Bears</i> by JoAnn Early Macken GENRE: Informational Text</p> <p>Oral Language</p> <ul style="list-style-type: none"> Academic Vocabulary: <i>forest, steep, underground</i> <p>Comprehension</p> <ul style="list-style-type: none"> Set a Purpose Identify Story Elements Synthesize Ideas Identify Central Idea Make Connections <p>Review Print Concepts</p> <ul style="list-style-type: none"> Directionality <p>Response to Text</p> <ul style="list-style-type: none"> Make Connections <p>Word Relationships</p> <ul style="list-style-type: none"> Classify and Categorize 		<p>Phonological Awareness</p> <ul style="list-style-type: none"> Add Phonemes Delete Phonemes <p>Phonics</p> <ul style="list-style-type: none"> Review Consonant Blends and Short Vowels <p>Spelling</p> <ul style="list-style-type: none"> Build Words with Consonant Blends and Short Vowels Spell Words with Consonant Blends and Short Vowels <p>Fluency</p> <ul style="list-style-type: none"> Accuracy and Self-Correction <p>High-Frequency Words</p> <ul style="list-style-type: none"> Decodable: <i>just, pick</i> Partially Decodable: <i>because, play</i> <p>Decodable Text: Start Right Reader</p> <ul style="list-style-type: none"> <i>Apes</i> <i>The Best Fig</i> 	<p>Research Writing</p> <ul style="list-style-type: none"> Features of Research Writing Revision Focus: Add Key Details <p>Grammar</p> <ul style="list-style-type: none"> Edit for End Punctuation <p>Text Features</p> <ul style="list-style-type: none"> Maps <p>Independent Writing</p> <ul style="list-style-type: none"> Plan a Research Report Organize a Research Report Draft a Research Report Revise and Edit a Research Report Publish Research Writing

Animal Habitats

ESSENTIAL QUESTION What makes a habitat a home?



WEEK 3

WEEK 4

	BUILD KNOWLEDGE AND LANGUAGE	READING AND VOCABULARY	FOUNDATIONAL SKILLS	WRITING WORKSHOP	
WEEK 3	<p>Collaborative Discussion</p> <ul style="list-style-type: none"> Stay on Topic <p>Word Relationships</p> <ul style="list-style-type: none"> Classify and Categorize 	<p>Read Aloud Book</p> <p><i>A Day and Night in the Desert</i> by Caroline Arnold GENRE: Informational Text</p> <p>Big Book</p> <p><i>In the Tall, Tall Grass</i> by Denise Fleming GENRE: Fiction</p> <p>Oral Language</p> <ul style="list-style-type: none"> Academic Vocabulary: <i>burrow, prey, search</i> <p>Comprehension</p> <ul style="list-style-type: none"> Set a Purpose Identify Central Idea Use Text Features Make Connections Identify Story Elements Discuss Author's Purpose and Craft <p>Review Print Concepts</p> <ul style="list-style-type: none"> Concept of a Word <p>Response to Text</p> <ul style="list-style-type: none"> Make Connections <p>Word Relationships</p> <ul style="list-style-type: none"> Classify and Categorize 		<p>Phonological Awareness</p> <ul style="list-style-type: none"> Add Phonemes Substitute Phonemes <p>Phonics</p> <ul style="list-style-type: none"> Review Digraphs and Short Vowels <p>Spelling</p> <ul style="list-style-type: none"> Build Words with Digraphs and Short Vowels Spell Words with Digraphs and Short Vowels <p>Fluency</p> <ul style="list-style-type: none"> Reading Rate <p>High-Frequency Words</p> <ul style="list-style-type: none"> Decodable: <i>ate, them</i> Partially Decodable: <i>again, how</i> <p>Decodable Text: Start Right Reader</p> <ul style="list-style-type: none"> <i>Spot in the Sun</i> <i>Stuck in a Lake</i> 	<p>Research Writing</p> <ul style="list-style-type: none"> Central Ideas and Key Details Use a Variety of Sources Strong Endings Diagrams and Labels <p>Grammar</p> <ul style="list-style-type: none"> Sentence Types End Punctuation <p>Interactive Writing</p> <ul style="list-style-type: none"> Plan a Research Report Organize a Research Report Draft a Research Report Revise and Edit a Research Report Publish Research Writing
	<p>INQUIRY AND RESEARCH PROJECT</p> <p>Take Action</p> <p>Build An Animal Habitat</p>				
	<p>ENGLISH LANGUAGE DEVELOPMENT</p> <p>Language Function</p> <ul style="list-style-type: none"> Synthesize 				
WEEK 4	<p>Collaborative Discussion</p> <ul style="list-style-type: none"> Stay on Topic <p>Word Relationships</p> <ul style="list-style-type: none"> Classify and Categorize <p>Wrap-Up Video</p> <p><i>The Polar Bear</i></p> <p>Connect and Reflect</p> <ul style="list-style-type: none"> Identify Media Characteristics Make Connections Synthesize Information 	<p>Read Aloud Book</p> <p><i>Red Knit Cap Girl to the Rescue</i> by Naoko Stoop GENRE: Fiction</p> <p>Big Book</p> <p><i>Polar Animals</i> by Wade Cooper GENRE: Informational Text</p> <p>Oral Language</p> <ul style="list-style-type: none"> Academic Vocabulary: <i>encounter, journey, sturdy</i> <p>Comprehension</p> <ul style="list-style-type: none"> Set a Purpose Identify Story Elements Retell a Story Plot: Problem and Solution Identify Central Idea Make Connections <p>Review Print Concepts</p> <ul style="list-style-type: none"> Concept of a Sentence <p>Response to Text</p> <ul style="list-style-type: none"> Make Connections <p>Word Relationships</p> <ul style="list-style-type: none"> Classify and Categorize 		<p>Phonological Awareness</p> <ul style="list-style-type: none"> Add Phonemes Substitute Phonemes <p>Phonics</p> <ul style="list-style-type: none"> Review Consonants and Long Vowels <p>Spelling</p> <ul style="list-style-type: none"> Build Words with Consonants and Long Vowels Spell Words with Consonants and Long Vowels <p>Fluency</p> <ul style="list-style-type: none"> Expression <p>High-Frequency Words</p> <ul style="list-style-type: none"> Review High-Frequency Words <p>Decodable Text: Start Right Reader</p> <ul style="list-style-type: none"> <i>Like a Bat</i> <i>Jan Spins a Web</i> 	<p>Research Writing</p> <ul style="list-style-type: none"> Features of Research Writing Revision Focus: Diagrams and Labels <p>Grammar</p> <ul style="list-style-type: none"> Edit for End Punctuation <p>Text Features</p> <ul style="list-style-type: none"> Diagrams and Labels <p>Independent Writing</p> <ul style="list-style-type: none"> Plan a Research Report Organize a Research Report Draft a Research Report Revise and Edit a Research Report Publish Research Writing
	<p>INQUIRY AND RESEARCH PROJECT</p> <p>Reflect and Celebrate</p> <p>Build An Animal Habitat</p>				
	<p>ENGLISH LANGUAGE DEVELOPMENT</p> <p>Language Function</p> <ul style="list-style-type: none"> Synthesize 				



A Vision for
Student Growth



To learn more about *Into Reading*, please visit
hnhco.com/IntoReading

Houghton Mifflin Harcourt®, HMH®, Ed Your Friend in Learning®, and HMH Into Reading™ are trademarks or registered trademarks of Houghton Mifflin Harcourt. All rights reserved. 08/18 WF612739